

19th July, 2013

Listing Department
BSE Limited (Bombay Stock Exchange)
P.J. Tower, Dalal Street,
Mumbai 400 001


Listing Department
National Stock Exchange of India Limited
Exchange Plaza, Bandra Kurla Complex,
Bandra (East) Mumbai-400 051

SUBJECT: SHAREHOLDING PATTERN UNDER CLAUSE 35

Dear Sir,

Pursuant to Clause 35 of the Listing Agreement, please find enclosed herewith with Shareholding Pattern of the Company as on June 30, 2013 as per the Listing Agreement.

Thanking You
For Omaxe Ltd.


Venkat Rao
Additional Vice President (Finance) &
Company Secretary

Introductory sub-table (I)(a)

Name of the Company: OMAXE LTD			
Scrip Code, Name of the scrip, class of security: BSE-532880-OMAXE & NSE-OMAXE-EQ-FV-10/-			
Quarter ended: 30 June 2013			
Partly paid-up shares:-			
	No. of partly paid-up shares	As a % of total no. of partly paid-up shares	As a % of total no. of shares of the company
Held by promoter/promoter group	0	0	0
Held by public	0	0	0
Total	0	0	0
Outstanding convertible securities:-			
	No. of outstanding securities	As a % of total no. of outstanding convertible securities	As a % of total no. of shares of the company, assuming full conversion of the convertible securities
Held by promoter/promoter group	0	0	0
Held by public	0	0	0
Total	0	0	0
Warrants:-			
	No. of warrants	As a % of total no. of warrants	As a % of total no. of shares of the company, assuming full conversion of warrants
Held by promoter/promoter group	0	0	0
Held by public	0	0	0
Total	0	0	0
Total paid-up capital of the company, assuming full conversion of warrants and convertible securities			173567000


For OMAXE LTD.

Addl. Vice President (Finance)
& Company Secretary

15/07/13

Statement Showing Shareholding Pattern


Category code	Category of Shareholder	Number of Shareholders	Table (I)(a)		Total shareholding as a percentage of total number of shares		Shares Pledged or otherwise encumbered		
			Total number of shares	Number of shares held in dematerialized form	As a percentage of (A+B) ¹	As a percentage of (A+B+C)	Number of shares	As a percentage	
			(IV)	(V)	(VI)	(VII)	(VIII)	(IX) = (VIII)/(IV)*100	
(A)	Shareholding of Promoter and Promoter Group ²								
1	Indian								
(a)	Individuals/ Hindu Undivided Family								
		2	27000	27000	0.02	0.02	0	0.00	
(b)	Central Government/ State Government(s)	0	0	0	0.00	0.00	0	0.00	
(c)	Bodies Corporate (Excludes 38883 equity shares for which intimation u/s 187C of the Companies Act, 1956 has been received that the beneficial interest in these shares is held by M/s Dream Home Developers P Ltd, one of the promoter company of the Company)	8	133816317	133816317	77.10	77.10	93144400	69.61	
(d)	Financial Institutions/ Banks	0	0	0	0.00	0.00	0	0.00	
(e)	Any Others (Specify)								
(c-1)	Directors and their relatives	5	11581380	11581380	6.67	6.67	5800000	50.08	
	Sub Total(A)(1)	15	145424697	145424697	83.79	83.79	98944400	68.04	
2	Foreign								
a	Individuals (Non-Residents Individuals/ Foreign Individuals)	0	0	0	0.00	0.00		0.00	
b	Bodies Corporate	0	0	0	0.00	0.00		0.00	
c	Institutions	0	0	0	0.00	0.00		0.00	
d	Qualified Foreign Investor	0	0	0	0.00	0.00		0.00	
e	Any Others (Specify)	0	0	0	0.00	0.00		0.00	
(c-1)									
	Sub Total(A)(2)	0	0	0	0.00	0.00	0	0.00	
	Total Shareholding of Promoter and Public shareholding	15	145424697	145424697	83.79	83.79	98944400	68.04	
(B)	Public shareholding								
1	Institutions								
(a)	Mutual Funds/ UTI	1	658	658	0.00	0.00			
(b)	Financial Institutions Banks	9	3281765	3281765	1.89	1.89			
(c)	Central Government/ State Government(s)	0	0	0	0.00	0.00			
(d)	Venture Capital Funds	0	0	0	0.00	0.00			
(e)	Insurance Companies	0	0	0	0.00	0.00			
(f)	Foreign Institutional Investors	32	7545704	7545704	4.35	4.35			
(g)	Foreign Venture Capital Investors	0	0	0	0.00	0.00			
(h)	Qualified Foreign Investor	0	0	0	0.00	0.00			
(i)	Any Other (specify)				0.00	0.00			
(i-i)					0.00	0.00			
(i-ii)									
	Sub-Total (B)(1)	42	10828127	10828127	6.24	6.24			
B 2	Non-institutions								
(a)	Bodies Corporate	683	11941071	11940946	6.88	6.88			
(b)	Individuals				0.00	0.00			
1	Individual shareholders holding nominal share capital up to Rs 1 lakh	83023	4166954	4164731	2.40	2.40			
11	Individual shareholders holding nominal share capital in excess of Rs. 1 lakh.	10	286306	286306	0.16	0.16			
(C-1)	Trusts	15	420	420	0.00	0.00			
(C-2)	Non Resident Indians	448	64614	64606	0.04	0.04			
(C-3)	Overseas Corporate Bodies	1	1	1	0.00	0.00			
(c)	Qualified Foreign Investor	0	0	0	0.00	0.00			
(d)	Any Other (specify)				0.00	0.00			
(d-i)	Clearing Members	62	266920	266920	0.15	0.15			
(d-ii)	Hindu Undivided Families	2886	587890	587890	0.34	0.34			
	Sub-Total (B)(2)	87128	17314176	17311820	9.98	9.98			
(B)	Total Public Shareholding (B) = (B)(1)+(B)(2)	87170	28142303	28139947	16.21	16.21			
	TOTAL (A)+(B)	87185	173567000	173564644	100.00	100.00			
(C)	Shares held by Custodians and against which Depository Receipts have been issued								
1	Promoter and Promoter Group	0	0	0		0.00	0	0.00	
2	Public	0	0	0		0.00	0	0.00	
	Sub-Total (C)	0	0	0		0.00	0	0.00	
	GRAND TOTAL (A)+(B)+(C)	87185	173567000	173564644		100.00	98944400	57.01	


 19/7/13

(I)(b) Statement showing holding of securities (including shares, warrants, convertible securities) of persons belonging to the category "Promoter and Promoter Group"


Sr. No.	Name of the Shareholder	Details of Shares held		Encumbered shares (*)			Details of warrants		Details of convertible securities		Total shares (including underlying shares assuming full conversion of warrants and convertible securities) as a % of diluted share capital
		Number of shares held	As a % of grand total (A)+(B)+(C)	No.	As a percentage	As a % of grand total (A)+(B)+(C) of sub-clause (I)(a)	Number of warrants held	As a % total number of warrants of the same class	Number of convertible securities held	As a % total number of convertible securities of the same class	
(i)	(ii)	(iii)	(iv)	(v)	(vi)=(v)/(iii)*100	(vii)	(viii)	(ix)	(x)	(xi)	(xii)
1	ROHTAS GOEL(HUF)	13500	0.01	0	0.00	0.00		0		0	0.01
2	SUNIL GOEL(HUF)	13500	0.01		0.00	0.00		0		0	0.01
3	CONSTELLATION CAPITAL LTD	30548900	17.60	22182400	72.61	12.78		0		0	17.60
4	DREAM HOME DEVELOPERS PRIVATE LIMITED(Excludes 38883 equity shares for which intimation u/s 187C of the Companies Act, 1956 has been received that the beneficial interest in these shares is held by M/s Dream Home Developers P Ltd, one of the promoter company of the Company)	8925117	5.14	8900000	99.72	5.13		0		0	5.14
5	GUILD BUILDERS PVT LTD	9166539	5.28	8700000	94.91	5.01		0		0	5.28
6	GREEN TECH TOWER BUILDERS PRIVATE LIMITED	600000	0.35	0	0.00	0.00		0		0	0.35
7	J B REALCON PRIVATE LIMITED	4151250	2.39	1500000	36.13	0.88		0		0	2.39
8	KAUTILYA MONETARY SERVICES PRIVATE LTD	31975896	18.42	29040000	90.82	16.73		0		0	18.42
9	NAJ BUILDERS PRIVATE LIMITED	17347500	9.99	0	0.00	0.00		0		0	9.99
10	S A FINVEST LIMITED	31101115	17.92	22822000	73.38	13.15		0		0	17.92
11	JAI BHAGWAN GOEL	3098650	1.79	2500000	80.68	1.44		0		0	1.79
12	ROHTAS GOEL	2747250	1.58	0	0.00	0.00		0		0	1.58
13	SUSHMA GOEL	2377810	1.37	0	0.00	0.00		0		0	1.37
14	SEEMA GOEL	21550	0.01	0	0.00	0.00		0		0	0.01
15	SUNIL GOEL	3336120	1.92	3300000	98.92	1.90		0		0	1.92
	TOTAL	145424697	83.79	98944400	68.04	57.01		0	0	0	83.79

(*) The term "encumbrance" has the same meaning as assigned to it in regulation 28(3) of the SAST Regulations, 2011

For ONAXE LTD

 Addl. Vice President (Finance)
 & Company Secretary
 12/13

(1)(c)(i) Statement showing holding of securities (including shares, warrants, convertible securities) of persons belonging to the category "Public" and holding more than 1% of the total number of shares

Sr. No.	Name of the shareholder	Number of shares held	Shares as a percentage of total number of shares {i.e., Grand Total (A)+(B)+(C) indicated in Statement at para (I)(a) above}	Details of warrants		Details of convertible securities		Total shares (including underlying shares assuming full conversion of warrants and convertible securities) as a % of diluted share capital
				Number of warrants held	As a % total number of warrants of the same class	Number of convertible securities held	% w.r.t total number of convertible securities of the same class	
1	LIFE INSURANCE CORPORATION OF INDIA	2933742	1.69	0	0	0	0	1.69
2	MACQUARIE BANK LIMITED	2970000	1.71	0	0	0	0	1.71
TOTAL		5903742	3.40	0	0	0	0	3.40

For OMAXE LTD.

 Addl. Vice President (Finance)
 & Company Secretary

(I)(c)(ii) Statement showing holding of securities (including shares, warrants, convertible securities) of persons (together with PAC) belonging to the category "Public" and holding more than 5% of the total number of shares of the company

Sr. No.	Name(s) of the shareholder(s) and the Persons Acting in Concert (PAC) with them	Number of shares	Shares as a percentage of total number of shares {i.e., Grand Total (A)+(B)+(C) indicated in Statement at para (I)(a) above}	Details of warrants		Details of convertible securities		Total shares (including underlying shares assuming full conversion of warrants and convertible securities) as a % of diluted share capital
				Number of warrants	As a % total number of warrants of the same class	Number of convertible securities held	% w.r.t total number of convertible securities of the same class	
1		0	0.00	0	0	0	0	0
TOTAL		0	0.00	0	0	0	0	0

For OMAXE LTD.
[Signature]
 Add. Vice President (Finance)
 & Company Secretary
 15/11/13

(I)(d) Statement showing details of locked-in shares

Sr. No.	Name of the shareholder	Number of locked-in shares	Locked-in shares as a percentage of total number of shares {i.e., Grand Total (A)+(B)+(C) indicated in Statement at para (I)(a) above}
1			0.00
2			0.00
TOTAL		0	0.00

For OMAXE LTD.

19/11/13
Addl. Vice President (Finance)
& Company Secretary

(II)(a) Statement showing details of Depository Receipts (DRs)

Sr. No.	Type of outstanding DR (ADRs, GDRs, SDRs, etc.)	Number of outstanding DRs	Number of shares underlying outstanding DRs	Shares underlying outstanding DRs as a percentage of total number of shares {i.e., Grand Total (A)+(B)+(C) indicated in Statement at para (I)(a) above}
1		0	0	0.00
2		0	0	0.00
TOTAL		0	0	0.00

FOM OMA LTD.
Addl. Vice President (Finance)
& Company Secretary
15/11/13

(II)(b) Statement showing holding of Depository Receipts (DRs), where underlying shares held by "promoter/promoter group" are in excess of 1% of the total number of shares

Sr. No.	Name of the DR Holder	Type of outstanding DR (ADRs, GDRs, SDRs, etc.)	Number of shares underlying outstanding DRs	Shares underlying outstanding DRs as a percentage of total number of shares (i.e., Grand Total (A)+(B)+(C) indicated in Statement at para (I)(a) above}
1			0	0.00
2			0	0.00
TOTAL			0	0.00

(III)(a) Statement showing the voting pattern of shareholders, if more than one class of shares/securities is issued by the issuer

Not Applicable

For OMAXE LTD.

Adtl. Vice President (Finance)
& Company Secretary

[Handwritten Signature]
13/11/13